

What species make up the Nike fish assemblages at the macrotidal estuary in Gorontalo Bay, Indonesia?[version 1; peer review: awaiting peer review]

by Silvester 15 Pratasik

Submission date: 09-Dec-2019 08:09AM (UTC+0700)

Submission ID: 1230053010

File name: what_species_makes_nike_fish.....pdf (793.96K)

Word count: 2022

Character count: 11575



RESEARCH ARTICLE

What species make up the Nike fish assemblages at the macrotidal estuary in Gorontalo Bay, Indonesia? [version 1; peer review: awaiting peer review]

Femy M. Sahami¹, Rene Charles Kepel², Abdul Hafidz Olii¹,
Silvester Benny Pratasik²

¹Faculty of Fisheries and Marine Sciences, State University of Gorontalo, Gorontalo, 96128, Indonesia

²Faculty of Fisheries and Marine Science, Sam Ratulangi University, Manado, 95115, Indonesia

v1 First published: 18 Sep 2019, 8:1654 (
<https://doi.org/10.12688/f1000research.19501.1>)

Latest published: 18 Sep 2019, 8:1654 (
<https://doi.org/10.12688/f1000research.19501.1>)

Abstract

Background: No study has documented the species composition of Nike fish (fam: Gobiidae) schools. The aim of this study is to document the species composition of the Nike-fish schooling.

Methods: All samples were collected randomly from fisher's catch during the fishing season on 5th–11th October 2018 at macrotidal area in Leato. Then, all specimens were identified morphologically by melanophore pattern differences. Subsequently, all identified-samples by melanophores pattern differences were sent to the genetic laboratory for identification.

Results: The morphological results show there are five individuals with a different melanophores pattern. On the contrary, the genetic results only show four species from those five individuals. They are *Sicyopterus pugnans*, *S. cynocephalus*, *Belobranchus segura*, and *Bunaka gyrinoides*.

Conclusions: Our findings show that there are only four species that compose the Nike fish schooling in Gorontalo Bay. They are *Sicyopterus pugnans*, *Sicyopterus cynocephalus*, *Belobranchus segura*, and *Bunaka gyrinoides*.

Keywords

Nike-fish, Gorontalo, melanophores pattern, genetic, morphology

Open Peer Review

Reviewer Status AWAITING PEER REVIEW

Any reports and responses or comments on the article can be found at the end of the article.

Corresponding author: Femy M. Sahami (femysahami@ung.ac.id)

Author roles: Sahami FM: Methodology; Kepel RC: Visualization; Olii AH: Writing – Original Draft Preparation; Pratasik SB: Writing – Review & Editing

Competing interests: No competing interests were disclosed.

Grant information: The author(s) declared that no grants were involved in supporting this work.

Copyright: © 2019 Sahami FM *et al.* This is an open access article distributed under the terms of the [Creative Commons Attribution License](https://creativecommons.org/licenses/by/4.0/), which permits unrestricted use, distribution, and reproduction in any medium, provided the original work is properly cited.

How to cite this article: Sahami FM, Kepel RC, Olii AH and Pratasik SB. **What species make up the Nike fish assemblages at the macrotidal estuary in Gorontalo Bay, Indonesia? [version 1; peer review: awaiting peer review]** F1000Research 2019, 8:1654 (<https://doi.org/10.12688/f1000research.19501.1>)

First published: 18 Sep 2019, 8:1654 (<https://doi.org/10.12688/f1000research.19501.1>)

Introduction

Estuaries are a crucial habitat for biota and small fish, in particular juveniles of commercially relevant species. They are considered as the most productive and dynamic ecosystem in the world (Cantera & Blanco, 2001; Lahjie *et al.*, 2019; Mugh, 1967; Sreekanth *et al.*, 2017). They also perform the most crucial role in the population dynamic for a lot of invertebrate and fish species. These ecosystems also significantly contribute to provide some ecological services such as nursery ground, 20ing ground and breeding habitats for both freshwater and marine species (Beck *et al.*, 2001; McLusky & Elliott, 2004; Sun *et al.*, 2019). The most well-known species that occupy the seas and estuary area in Gorontalo Bay is Nike fish.

Nike (pronounced nee-K) is a local name for transparent juvenile of unknown fish. These fish are approximately 2–4 cm in length; they appear seasonally and fished at estuary waters around the Gorontalo Bay. These juvenile fish has been fished and marketed traditionally for a long time. They are preferable for consumption by the local people than other fisheries products. As a consequence, fishing activity has increased over time to supply local demand for Nike (Wolok *et al.*, 2019).

However, the impact of fishing activities is unknown. A recent paper concerning Nike only reports the seasonal appearance during the fishing season (Pasingi & Abdullah, 2018), total length and morphometric measurements (Zakaria, 2018), nutrition content (Liputo *et al.*, 2013), and mercury contamination of these fish (Salam *et al.*, 2016). To our knowledge, no studies have documented the species diversity that composed the schooling of Nike. Although, Yamasaki *et al.* (2011) have

reported that species in juvenile form can be determined by its melanophores pattern and genetic determination.

The objective of the present study is to address this lack of knowledge by identifying the fish species that composed a Nike fish schooling. This information is very urgent and required for fisheries management. Therefore, we aimed to identify the species that composed the schooling of Nike fish in Gorontalo Bay by melanophores pattern and genetic identification.

Methods

This study was conducted in October 2018 at Leato (0°30'0.58"N, 123°3'55.42"E), Gorontalo Bay, Indonesia (Figure 2). Approximately 100 g of the Nike-Fish Assemblages (Figure 1) were collected randomly from the fishermen's catch at fishing grounds

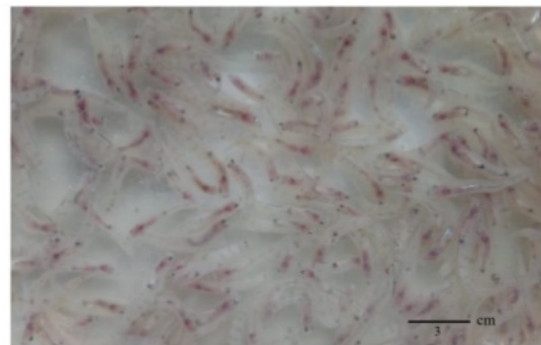


Figure 1. Nike fish assemblages.

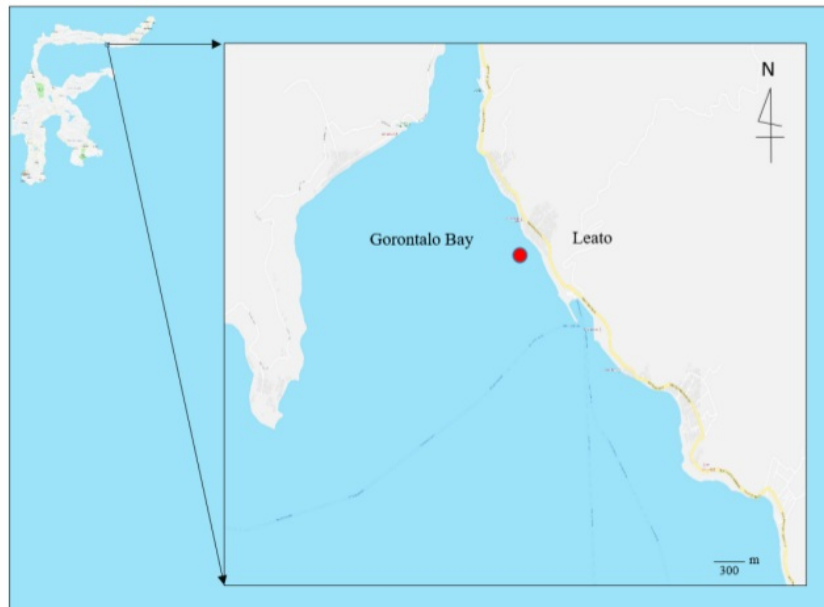


Figure 2. Study site. The red dot indicates the position of fishing ground where the samples were collected from fishermen.

during the catch-season (on October 5th–11th). All samples were transported using a cool-box to the lab for measurement. Immediately after collection, all samples were identified visually according to [Yamasaki et al. \(2011\)](#), and the specimens with different melanophore patterns were separated according to their melanophore display. We assumed that those separated individuals were different on species.

Then, we selected one individual from each group and labeled these as N1, N2, N3, N4, N5, for genetic identification. Images of the selected samples were captured using Canon EOS 100d with 58 mm pro Digital Wide Converter 0.45X Lens and subsequently converted to black and white using CorelDraw Graphic Suite 2019.

After selection, all of the individuals with different melanophores were preserved with ethanol 70% in a separate bottle and sent to the Genetics Laboratory at Manokwari for genetic identification by Sanger sequencing. The DNA cytochrome oxidase subunit I (CO1) of the sample was isolated with a Geneaid™ DNA Isolation Kit. Editing, and proofreading of sequences, and construction of the phylogenetic tree was generated with [MEGA 5.0](#) software.

Results

Five unspecified individuals of Nike-fish were identified morphologically by melanophore differences, as shown in [Figure 3](#). N1 was revealed as *Sicyopterus pugnans*; N2 as *Sicyopterus cynocephalus*; N3 and N5 as *Belobranchus segura*; and N4 as *Bunaka gyrinoides*. The specimens with melanophore differences of each group is shown in [Figure 4](#).

Melanophores pattern

Nike-fish schools consist of various species with the same body-shape, but different melanophore displays. Moreover, from 100 g (~145 individuals) of the total specimens that we identified, only five individuals with different melanophore patterns were identified ([Figure 3](#)).

Genetic identification

[Figure 3](#) shows the genetic identification among the individuals (species). The outcomes of genetic identification for N3 and N5 shows that both samples are the same species: *Belobranchus segura*.

Discussion

Although the melanophore patterns in N3 and N5 are different, their genetics are identical, meaning they are the same species (*Belobranchus segura*). This dissimilarity might be affected by the changes of melanophore during the development of the larvae. [Valade et al. \(2009\)](#) report that such melanophores change on *Sicyopterus langocephalus* during the larvae stage. These changes could represent a problem for morphological identification. We can not count the species by morphological differences. Therefore, for the next examination we strongly recommended determining the species composition of the Nike fish schools by genetic rather than morphological identification because for that reason.

Conclusion

Our findings show that there are four species that compose Nike fish schooling. They are *Sicyopterus pugnans*, *Sicyopterus cynocephalus*, *Belobranchus segura*, and *Bunaka gyrinoides*.

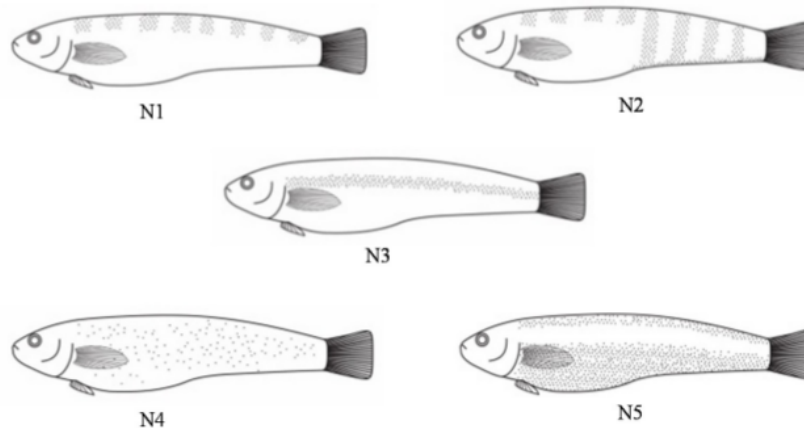


Figure 3. Nike fish with different melanophore patterns.

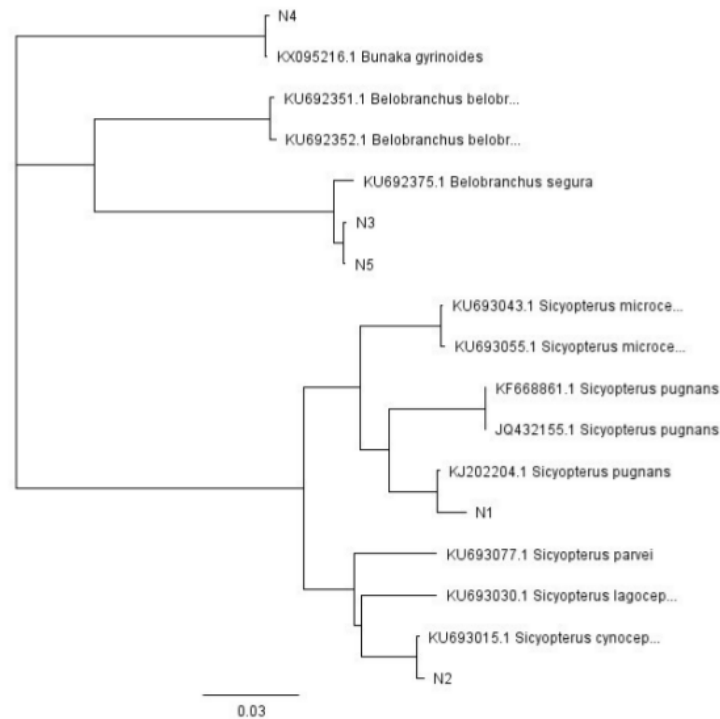


Figure 4. Phylogenetic tree of individuals with different melanophore patterns.

Data availability

Underlying data

Group [4](#), *Sicyopterus pugnans* isolate N1_LEATO_1 cytochrome oxidase subunit I (COI) gene, partial cds; mitochondrial. GenBank accession number [MN065178](#).

Group [17](#), *Sicyopterus cynocephalus* isolate N2_LEATO_1 cytochrome oxidase subunit I (COI) gene, partial cds; mitochondrial. GenBank accession number [MN069305](#).

Group [4](#), *Belobranchus segura* isolate N3_LEATO_1 cytochrome oxidase subunit I (COI) gene, partial cds; mitochondrial. GenBank accession number [MN069306](#).

Group [4](#), *Bunaka gyrinoides* isolate N4_LEATO_1 cytochrome oxidase subunit I (COI) gene, partial cds; mitochondrial. GenBank accession number [MN069307](#).

Group [16](#), *Belobranchus segura* isolate N5_LEATO_1 cytochrome oxidase subunit I (COI) gene, partial cds; mitochondrial. GenBank accession number [MN069308](#).

Acknowledgements

The authors would like to thank La Nane, Sitty Ainsyah Habibie, and Nuralim Pasingi for technical writing and support during this research.

22

References

Beck MW, Heck KL, Able KW, [2](#) *et al.*: A better understanding of the habitats that serve as nurseries for marine species and the factors that create site-specific variability in nursery quality will improve conservation and management of these areas. *BioScience*. 2001; 51: 633–641. [Publisher Full Text](#)

Cantera JR, Blanco JF: [10](#) *The estuary ecosystem of Buenaventura bay, Colombia*. In *Coastal marine ecosystems of Latin America*. Springer, Berlin, Heidelberg, 2001;

265–280.

[Publisher Full Text](#)

Lahjie AM, Nouval B, Lahjie AA, [13](#) *et al.*: Economic valuation from direct use of mangrove forest restoration in Balikpapan Bay, East Kalimantan, Indonesia [version 2; peer review: 2 approved]. *F1000Res*. 2019; 8: 9. [PubMed Abstract](#) | [Publisher Full Text](#) | [Free Full Text](#)

Liputo SA, Berhimpon S, Fatimah F: [11](#) *Analisa Nilai Gizi Serta Komponen Asam*

Amino dan Asam Lemak dari Nugget Ikan Nike (*Awaous melanocephalus*) Dengan Penambahan Tempe. *CHEMISTRY PROGRESS*. 2013; 6(1).

[9](#) [Reference Source](#)

McHugh JL: **Estuarine nekton**. In Lauff GH, (Ed.), *Estuaries*, American Association for the Advancement of Science Special Publication, Washington, DC, 1967; **83**: 581–620.

[12](#) [Reference Source](#)

McLusky DS, Elliott M: **The Estuarine Ecosystem**. *Ecology, Threats and Management*, Third ed. Oxford University Press, 2004; 214.

[Publisher Full Text](#)

Pasingi N, Abdullah S: **Pola kemunculan ikan Nike (Gobiidae) di Perairan Teluk Gorontalo, Indonesia**. *DEPIK Jumal Ilmu-Ilmu Perairan, Pesisir dan Perikanan*. 2018; 7(2): 111–118.

[Reference Source](#)

Salam A, Sahami FM, Panigoro C: **Nike (*Awaous melanocephalus*) Fishery and Mercury Contamination in the Estuary of Bone Bolango River**. *Omni-Akuatika*. 2016; 12(2).

[7](#) [Publisher Full Text](#)

Sreekanth GB, Lekshmi NM, Singh NP: **Temporal patterns in fish community structure: environmental perturbations from a well-mixed tropical estuary**. *Proc Natl Acad Sci India Sect B Biol Sci*. 2017; 87(1): 135–145.

[Publisher Full Text](#)

Sun Z, Sokolova E, Brittain JE, *et al.*: **Impact of environmental factors on aquatic biodiversity in roadside stormwater ponds**. *Sci Rep*. 2019; 9(1): 5994.

[5](#) [Med Abstract](#) | [Publisher Full Text](#) | [Free Full Text](#)

Valade P, Lord C, Grondin H, *et al.*: **Early life history and description of larval stages of an amphidromous goby, *Sicyopterus lagocephalus* (Gobioidae: Sicydiinae)**. *Cybium*. 2009; 33(4): 309–319.

[Reference Source](#)

Wolok T, Fachrussyah ZC, Yantu I: **Technical And Economic Analysis Of Catching Equipment Totaluo In Nike Fishing (*Awaous Melanocephalus*) In Gorontalo City**. *Jambura Science of Management*. 2019; 1(2): 65–71.

[8](#) [Reference Source](#)

Yamasaki N, Kondo M, Maeda K, *et al.*: **Reproductive biology of three amphidromous gobies, *Sicyopterus japonicus*, *Awaous melanocephalus*, and *Stenogobius* sp., on Okinawa Island**. [21](#) **Loge de la reproduction de trois gobies amphidromes de l'île d'Okinawa: *Sicyopterus japonicus*, *Awaous melanocephalus* et *Stenogobius* sp.** *Cybium, International Journal of Ichthyology*. 2011; 35(4): 345–360.

[Reference Source](#)

Zakaria Z: **Analisis Morfometrik Schooling Ikan Nike di Perairan Laut Pesisir Kota Gorontalo**. *Jambura Journal of Educational Chemistry*. 2018; 13(1): 77–80.

[Reference Source](#)

The benefits of publishing with F1000Research:

- Your article is published within days, with no editorial bias
- You can publish traditional articles, null/negative results, case reports, data notes and more
- The peer review process is transparent and collaborative
- Your article is indexed in PubMed after passing peer review
- Dedicated customer support at every stage

For pre-submission enquiries, contact research@f1000.com

F1000Research

What species make up the Nike fish assemblages at the macrotidal estuary in Gorontalo Bay, Indonesia?[version 1; peer review: awaiting peer review]

ORIGINALITY REPORT

20%

SIMILARITY INDEX

18%

INTERNET SOURCES

15%

PUBLICATIONS

%

STUDENT PAPERS

PRIMARY SOURCES

1

ejournal.ung.ac.id

Internet Source

2%

2

www.i-scholar.in

Internet Source

2%

3

pdfs.semanticscholar.org

Internet Source

2%

4

jmc.edu

Internet Source

1%

5

Carole Thomas, Enora Becheler, Anne-Marie Trinh, Céline Ellien. "Spatial variability in post-larval traits of *Sicyopterus lagocephalus* Pallas 1770 around Reunion Island", *Environmental Biology of Fishes*, 2018

Publication

1%

6

global.oup.com

Internet Source

1%

7

G. B. Sreekanth, S. K. Chakraborty, A. K.

Jaiswar, Bappa Das, E. B. Chakurkar. 1%
"Application of deterministic and stochastic geo-
statistical tools for analysing spatial patterns of
fish density in a tropical monsoonal estuary",
Aquatic Ecology, 2019
Publication

8 link.springer.com 1%
Internet Source

9 Piero Franzoi, Anita Franco, Patrizia Torricelli. 1%
"Fish assemblage diversity and dynamics in the
Venice lagoon", RENDICONTI LINCEI, 2010
Publication

10 José M. Riascos, Natasha Valencia, Enrique J. 1%
Peña, Jaime R. Cantera. "Inhabiting the
technosphere: The encroachment of
anthropogenic marine litter in Neotropical
mangrove forests and its use as habitat by
macrobenthic biota", Marine Pollution Bulletin,
2019
Publication

11 ojs.omniakuatika.net 1%
Internet Source

12 mbr.biomedcentral.com 1%
Internet Source

13 onlinelibrary.wiley.com 1%
Internet Source

14	www.int-res.com Internet Source	1%
15	www.jurnal.unsyiah.ac.id Internet Source	1%
16	Matthias Schöller, Sabine Prozell, Pompeo Suma, Agatino Russo. "Chapter 9 Biological Control of Stored-Product Insects", Springer Science and Business Media LLC, 2018 Publication	1%
17	cricket.bio.indiana.edu Internet Source	1%
18	Selleslagh, J.. "Environmental factors structuring fish composition and assemblages in a small macrotidal estuary (eastern English Channel)", Estuarine, Coastal and Shelf Science, 20080910 Publication	1%
19	tel.archives-ouvertes.fr Internet Source	1%
20	estudogeral.sib.uc.pt Internet Source	<1%
21	"Life Histories of Amphidromous Fishes", An Introduction to Fish Migration, 2016. Publication	<1%
22	Fabián Alberto Vanella, Claudia Alejandra	

Duarte, María Eugenia Lattuca, Daniel Alfredo Fernández, Claudia Clementina Boy. "Effects of changes in salinity on oxygen and food consumption of the young sub-Antarctic notothenioid *Eleginops maclovinus*: possible implications of their use of an estuarine habitat", *Polar Biology*, 2016

<1%

Publication

Exclude quotes Off

Exclude matches Off

Exclude bibliography Off