

Behavioral Response of Purpleback Flying Squid

by Lefrand Manoppo

Submission date: 17-May-2023 10:06AM (UTC+0700)

Submission ID: 2095116300

File name: 1_Behavioral_Response_of_Purpleback_Flying_Squid.pdf (687.11K)

Word count: 4399

Character count: 23873

¹⁰ Journal Title: Fisheries and Aquatic Sciences

Manuscript ID: fas-2022-0089

Degree (Date created): 3rd (2023-01-24)

Manuscript Title: Behavioral Response of Purpleback Flying Squid ⁹ *Sthenoteuthis oualaniensis* (Mollusk: Cephalopod) to the Flashlight Artificial Bait Colors

Running Title: Effect of bait color on squid's feeding rate

¹ Urgency: Normal Manuscript

Type: Research Article

Category: Ecology and Fisheries Resource Management;

Respond to review: Response to Reviewers

Dear Reviewers,

I would first thank you for commenting on our manuscript until this stage. We have changed the paper following the picture format of FAS. We also add short information to show the strength of the study. All revisions are given in Red. We hope that it could fulfill the requirements.

Wishes,

Silvester B. Pratasik

Corresponding author

¹ Fisheries and Aquatic Sciences

Address: Pukyong National University, 45 Yongso-ro, Nam-gu, Busan 48513, Korea

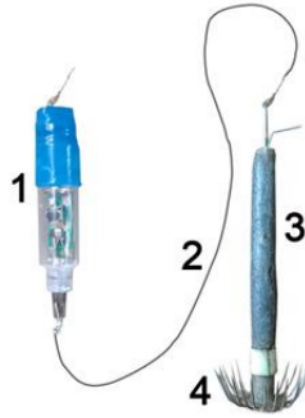
Tel: +82-51-629-7363,

Email: kosfas@kosfas.or.kr

Homepage: <http://www.e-fas.org/>



(a)



(b)

Fig. 1. Artificial bait. (a) shrimp-like bait and (b) flashlight jig.

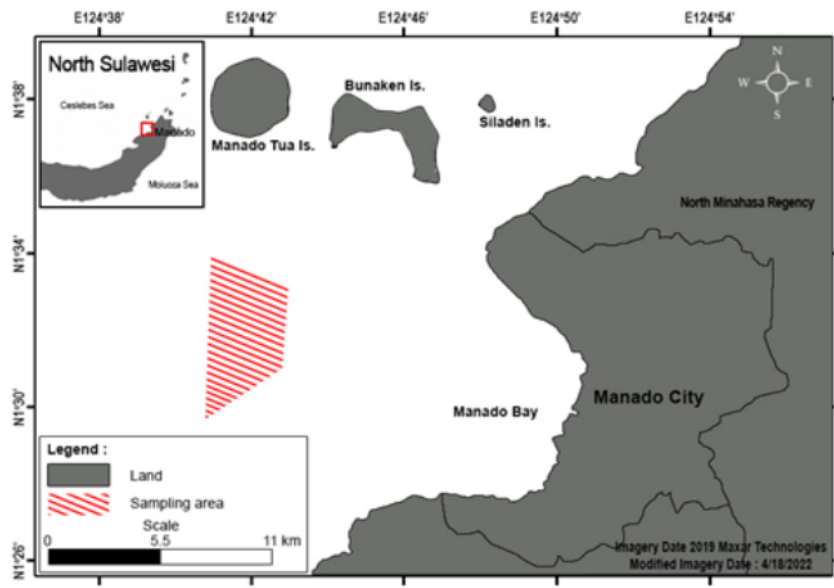


Fig. 2. Sampling site

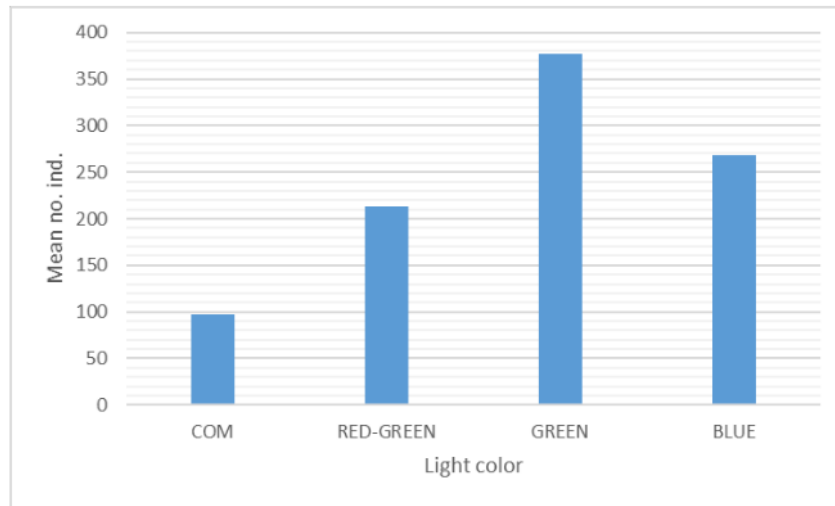


Fig. 3. Mean catch of squid *S. oualaniensis* during the study.

Table 1. ANOVA on the effect of artificial bait light colors on the number of catches.

<i>Source of Variance</i>	<i>Sum of Squares</i>	<i>Df</i>	<i>Mean Square</i>	<i>F-Ratio</i>	<i>P-Value</i>
Main Effects					
A: Trip	85653.0	9	9517.0	24.96	0.0000
B: Bait light color	1.22351*10 ⁻⁶	3	407836.	1069.59	0.0000
A-B interactions	16791.1	27	621.892	1.63	0.0488
RESIDUAL	30504.0	80	381.3		
TOTAL	1.35646*10 ⁻⁶	119			

Table 2. Multiple comparisons between treatment applications.

Bait light color comparisons	Difference	+/- Limits
BLUE – COM	171.167*	13.229
BLUE – GREEN	-109.067*	13.229
BLUE – RED-GREEN	54.8667*	13.229
COM – GREEN	-280.233*	13.229
COM – RED-GREEN	-116.3*	13.229
GREEN – RED-GREEN	163.933*	13.229

Note: * - significant difference

Response to Reviewers

Dear Reviewers,

I would first thank you for commenting on our manuscript until this stage. We have changed the paper following the picture format of FAS. We also add short information to show the strength of the study. All revisions are given in Red. We hope that it could fulfill the requirements.

Wishes,

Silvester B. Pratasik
Corresponding author

Behavioral Response of Purpleback Flying Squid *Sthenoteuthis oualaniensis* (Mollusk; Cephalopod) to the Flashlight Artificial Bait Colors

Lefrand Manoppo¹⁾, Silvester B. Pratasik²⁾, Effendi P. Sitanggang¹⁾, Lusiana Manu²⁾, Juliaan C. Watung³⁾

¹⁾Fisheries Resources Utilization, Faculty of Fisheries and Marine Sciences, Sam Ratulangi University, Jl. Kampus Bahu Manado-95115, North Sulawesi, Indonesia; ²⁾Fisheries Resources Management, Faculty of Fisheries and Marine Sciences, Sam Ratulangi University, Jl. Kampus Bahu Manado-95115, North Sulawesi, Indonesia; ³⁾Aquaculture, Faculty of Fisheries and Marine Sciences, Sam Ratulangi University, Jl. Kampus Bahu Manado-95115, North Sulawesi, Indonesia. Corresponding author: S.B. Pratasik, spjong07@yahoo.com

ABSTRACT. This study aimed to know the response of deep-sea squid *Sthenoteuthis oualaniensis* to the light colors of the artificial bait. This experiment used the commercial artificial flashlight baits commonly sold in the fishing shop. The bait has several different light color combinations. The light colors were modified into several light colors by inactivating certain colors and used as treatments. **The study is expected to be able to find flashlight bait's most effective color for squid fishing.** We applied red-green, green, blue, and commercial bait lights in this study. Each treatment has 3 replications. The effect was expressed as the amount of squid caught. Data were analyzed by One-Way ANOVA. Results showed a significant effect on the number of squid catches. There was significantly different squid catches among the treatments. It indicates that this artificial flashlight bait could be developed to maximize squid catches. **This finding could be used for the local fishermen's income and the squid fisheries development.**

Keywords: commercial jig, modification, effect, catch.

Introduction

The exploitation of fisheries resources starts from a basic human need to obtain animal protein sources. Squid is one of the protein sources from the ocean, and nearly all body parts are edible. Since 1950, capture production of cephalopods has continued to grow (Hunsicker et al., 2010; Doubleday et al., 2016), with total commercial annual catches between 3.5 and 4.9 million tons in 2008–2017 (FAO, 2019), almost 4.6 times higher than that of the 1950s. Cephalopods on average support approximately 15 and 20% of marine fishery landings and landed values, respectively (Hunsicker et al., 2010; FAO, 2019). This group has unique life history characteristics, including rapid growth, short lifespan, and semelparous reproductive strategy, giving them both sensitivity and resilience to anthropogenic exploitation and oceanographic variability (Rodhouse et al., 2014). The species within the family Ommastrephidae support approximately 33.8% of the global cephalopod's landings (FAO, 2019). This group is recognized as voracious and adaptable predators of a broad range of prey including small crustaceans and

fishes at early life stages and shift to micronekton, larger fishes, and cephalopods (including cannibalism) as they grow (Nigmatullin et al., 2001; Alegre et al., 2014). Despite its economic importance, the offshore oceanic squid resources' exploitation rate is relatively low (Worms, 1983). The flying squids (Ommastrephidae; Oegopsid) cover about 65% of the world's commercial cephalopods (Roper et al. 1984; Brunetti 1990) with a total of about 2.6 million in 1991 (FAO 1993). The flying squids *Sthenoteuthis oualaniensis* (Lesson) and *Ommastrephes bratamii* are the oceanic species of this family that are distributed from the Indo-Pacific to the Indian Ocean. According to Voss (1973), the potential of the purpleback flying squids in the Central Eastern Pacific is at least 100,000 metric tons. This species is caught commercially in the eastern and southern East China Sea, from Taiwan to Okinawa by hook and line with light at night (Yoshikawa 1978; Okutani 1980; Tung 1981.). The deep-sea squids caught by traditional fishermen of Manado Bay, North Sulawesi, in the Sulawesi Sea have been identified as a dwarf form of *Sthenoteuthis oualaniensis* (Pratasik et al., 2022). These species are highly migratory and undertake diel vertical migrations of several hundred meters and seasonal migrations between the shelf and open ocean (Gilly et al., 2006; Stewart et al., 2013) so that they can act as important linkages between both neritic and oceanic food webs (Arkhipkin, 2013).

There are numerous studies on bait types to find the highest catch, from fish and shrimp flesh, live bait, and artificial bait. Fish and squids were observed to be attracted to squid jigging vessels due to the phototaxis (Rao. 1996). It is related to their behavior to avoid predators or enhance feeding efficiency (Solomon and Ahmed, 2016), and their response depends upon species, ontogenic development, light source characteristics, intensity, color, and wavelength (Mallawa et al., 1991). Therefore, fishermen catch squid using light that illuminates in water as well as jigs to attract the squids to aggregate and bite the jigs (Asokan and Krishnan, 2021). It relies on the artificial bait of shrimp-like siliconized jig fishing (Altinagac, 2006; Ulas & Aydin, 2011; Paighambari et al., 2012; Reza et al., 2019; Aydin & Ilkyaz, 2021). Other studies on hand-line fishing are also done using different colors of shrimp-shaped jigs (Altinagac, 2006; Ulas & Aydin, 2011; Paighambari et al., 2012; Aydin & Ilkyaz, 2021). Squid fishing in North Sulawesi is done by traditional fishermen using 5 to 7 M-boat and artificial bait either shrimp-like bait or other bait types (Fig. 1).

Fig. 1. Artificial bait. (a) shrimp-like bait and (b) flashlight jig: 1) flashlight; 2) one-meter line; 3) lead; 4) hook.

For deep-sea squid *S. oualaniensis* fishing, the fishermen use a mini-battery-supported flashlight artificial bait sold in the fishing stores. The flashlight artificial bait contains several different alternately blinking light colors to get the squid to bite. This study modifies the light colors to find the best modification of light color against the catches.

Method

This study was carried out from June to July 2020. Traditional fishermen catch deep-sea squids *S. oualaniensis* in the Sulawesi Sea, North Sulawesi, at night (Fig. 2). The flashlight bait is

facilitated with a mini-battery to be able to produce several different light colors to attract the squid. The flashlight was connected by a one-meter line to the hook working also as a lead. In fishing operations, the lead was coated with fish flesh as bait.

This experiment modified the standard commercial flashlight bait sold in the fishing shop to produce different light colors: Red-Green, Blue, Green, and Red. These different light colors were used in 10 fishing trips. Twelve skillful fishermen were used in this experiment in which they were divided into 4 groups of 3 people in 4 separate traditional boats (7 m long) to operate each light color in the same fishing ground. The common commercial flashlight bait was also used as a control treatment. Each line used only one jig and all jig-fishing activities were carried out at the same time. The fishing line was lowered down to the depth range of 20-25 M in the deep sea of Sulawesi Sea waters and jigged. This fishing depth is consistent with the dispersal range peak of *S. oualaniensis* (Jerep and Ropper, 2010).

Fig. 2. Sampling site.

The use of the red-colored bait was eventually terminated because it was always cut off and lost. The experiment utilized only commercial bait, red-green bait, blue bait, and green bait as treatment with 3 replications represented by 3 local skillful fishermen for each bait light color. Data collections were squid catches. The catch data were analyzed with one-way ANOVA facilitated by statistical software for comparisons. The difference between treatments was then tested using Tukey's Honestly Significant Difference (HSD) procedure.

Results

This study caught a total of 30,687 squids *S. oualaniensis* during the fishing experiment in the Sulawesi Sea, North Sulawesi. Different light color applications highly significantly influenced the number of squid catches ($P < 0.001$). Analysis of Variance demonstrates that both trip and bait light color influence the squid catches (Table 1).

Table 1. ANOVA on the effect of artificial bait light colors on the number of catches.

Tukey's Honestly Significant Difference (HSD) test revealed that *S. oualaniensis* differently responded to the bait's light colors. All treatment applications gave a significantly different number of catches. Comparisons between treatments showed that all bait light color modifications gave a higher number of catches than the commercial one (Table 2).

Table 2. Multiple comparisons between treatment applications.

The significantly different squid catches are also indicated by the mean number of squid catches (Fig. 3). The green-lighted jig yielded the highest mean squid catches, 377.37 (39.46%), followed by blue light color, 268.3 (28.06%), then red-green, 213.43 (22.32%), and the lowest

catches in the commercial artificial bait, 97.13 (10.16%) (Table 2 and Fig. 3). Multiple comparisons between treatment applications yielded 6 pairs of comparisons and indicated that all treatment flashlight jig colors yielded significantly different squid catches, in which single light colors also give the squid a higher response to taking the lure (Table 2).

Fig. 3. Mean catch of squid *S. oualaniensis* during the study.

Discussion

Jigging is an essential fishing method to exploit squids selectively and avoid overexploiting to conserve resources and energy (Asokan & Krishnan, 2021). It helps to adjust operational depth according to the concentration depth of squids. They are attracted to lights and fast-moving bait or any bait-like object. A typical jig consists of a shrimp or stalk-like body made of flexible plastic with one to three hooks or more sharp barbless steel hooks at the end. Other jigs are facilitated with the mini battery-supported light blinking.

Squids are known as color-blinded animals, but the degree of contrast is important for squid behavior to attack the jig (Flores et al., 1978). The use of a flashlight jig, in fact, gave a stronger degree of contrast in the water column at night fishing than the use of light above the water and could give a stronger stimulus to the squid to attack the fish flesh bait connected to blinking light. The flashlight jig also has a higher degree of contrast than the shrimp-like siliconized jig so that the squid more sensitively responds to the flashlight jig color in the water column. The flashlight acts as a squid-aggregating device, while the squid feeds on the fish's flesh, then caught by the hook. The flashlight jig could help the purpleback flying squid get the bait. All squids were hooked on the arms, indicating that the squids are feeding on the fish's flesh coated on the lead. On the other hand, cephalopods (squid, cuttlefish, and octopus) are well known as voracious predators of many preys, such as fish and crustaceans, or even have cannibalism behavior, so the contrast moving objects in the water column could indicate the presence of moving prey.

Furthermore, the present study revealed that the modified light colors of the artificial bait caught a higher number of deep-sea squid *S. oualaniensis* in the Sulawesi Sea than the common commercial artificial bait sold in the fishing store with a combination of several different colors. There was also a significantly different effect of all light color modifications on the squid catches with the highest catch in the green light. The low attacking preference of the purpleback flying squid to the multiple light colors could result from the squid's perception of the blinking multiple colors of the flashlight bait as the aposematic coloration of the prey, in which the animal shows the unpalatability or toxicity through warning coloration. This defense mechanism is widely discussed by Endler (1978) Mappes et al (2005), Mochida et al (2015), Stevens (2007), and Toledo & Haddad (2009). Aposematism is commonly found across the animal kingdom as a

defense mechanism, and it could either be chemicals, such as toxins, harmful secretions, and venoms, or physical defense, such as spines, bites, and stings (Mappes *et al.*, 2005).

This finding is in agreement with Altinagac (2006) and Paighambari *et al.* (2012) that the green bait color is more efficient in squid jig fishing even though it does not have a significantly different effect from the use of red color in Turkish waters (Altinagac 2006) and the blue color (Paighambari *et al.*, 2012) on the catch rate of purpleback flying squids in Iranian waters of the Oman Sea. The sensitivity of fish and some of their food animals to blue and green colors is higher because of the long wavelengths that make them penetrate deeper into the water column (Solomon & Ahmed 2016). The use of dark green jig color is also shown by the traditional fishermen, particularly in North Minahasa, North Sulawesi, as a potential bait color for demersal fish jig fishing (field obs.). Nevertheless, Ulaş and Aydin (2012) found that the red jig is the most efficient in squid *Loligo vulgaris* Lamarck (1798) fishing on the Middle Eastern Coast of Aegean Sea, Turkey. All those findings were obtained using the shrimp-like siliconized bait. The local fishermen of North Sulawesi commonly use the shrimp-like siliconized jig to fish shallow water squids *Sepioteuthis lessoniana*. A different finding is shown by Arnupapboon *et al.* (2008) that the squid moves to white and blue more often than green, while the red color seemed not to attract the squids.

This fishing experiment reconfirms the previous finding concerning the most efficient bait color and shows that the use of single bait light color yielded higher catches than that of multiple colors ($P < 0.05$). This study did not use the red light color as a treatment, since the red-lighted bait was always taken and cut off. Therefore, we had to use a wireline to the bait to know what causes the loss and found that the red light color was taken by the cutlassfish *Trichiurus* sp. The difference in squid's preference for jig color could result from environmental conditions with locality, such as predator-prey interactions that may alter the feeding behavior on-site and species. The presence of a higher level of the predator, such as cutlassfish *Trichiurus* sp, particularly in Sulawesi waters which is also attracted to the red-light jig has diminished the chance of the deep-sea squids *S. oualaniensis* to take the red jig or the squid *S. oualaniensis* is vulnerable to predation risk for feeding on the red-light jig.

According to Asokan and Krishnan (2021), the efficiency of squid jigging is influenced by jig structure, jigging motion, light intensity, sea state, and sea surface temperature (Cabanellas-Reboredo *et al.*, 2012; Roberts and Sauer, 1994; Yu *et al.*, 2015), wind speed, moon phase, and atmospheric pressure (Cabanellas-Reboredo *et al.*, 2012), sea surface height anomaly (Yu *et al.*, 2015), turbidity (Roberts and Sauer, 1994), chlorophyll (Hurst *et al.*, 2012), salinity (Yu *et al.*, 2015), and large scale climate predictors, such as the Southern Oscillation Index (SOI) and the North Atlantic Oscillation (NAO) (Roberts and Sauer, 1994; Morales-Bojorquez *et al.* 2001; Pierce *et al.*, 2006). etc. These factors will influence the catches, recruitment, migration (Koopman *et al.* (2018), and distribution of the squids. During squid jigging with lights, the quality of light (e.g. wavelength), the quantity of light (e.g. power), and the arrangement of fishing lights affect the squid's attraction. These factors create underwater irradiance levels and distribution influenced by the optical characteristics of seawater, and it influences squid behavior during fishing (Arakawa *et al.*, 1998; Yamashita *et al.*, 2012). According to Cabanellas-Reboredo

et al. (2012), environmental variables, such as sea surface temperature, atmospheric pressure, and moon cycle can also influence squid catches. This experiment focused only on the effect of different jig light colors on the squid bites since the fishing was conducted in a single lunar cycle with different tide conditions. The jiggers took advantage of wind or current direction to position their boats in certain areas to avoid being drifted too far out of the mainland due to the use of the small boat (approximately 5-7 M long).

These findings showed that all light color modifications of the multiple flashlight-squid baits have contributed to the artificial squid flashlight bait development concerning the squid fishing effectivity. Light colors also influenced the feeding behavior of *S. oualaniensis*, and the single color gave the squid a higher response to getting the lure than the multiple colors. The highest squid catch was recorded in the green light color and the lowest was in the commercial artificial bait. Therefore, the present study has contributed to developing the mini-battery-supported artificial bait for effective exploitation to maximize offshore squid production and fisheries development so that the use of offshore squid resources could rise. This information is also useful for traditional fishermen to increase their personal income through deep-sea squid fishing. Nevertheless, more studies on squid feeding behavior and other influencing environmental factors are needed for future squid population sustainability.

Competing Interests

This article has no competing interests.

Acknowledgments

We would greatly appreciate the Rector of Sam Ratulangi University and the Dean of the Faculty of Fisheries and Marine Sciences who provided a small research grant. High appreciation is also addressed to Mr. Ponny Telleng who led the local fishermen of Manado Bay in fishing operations.

References

- Altinagac U. Effect of jigs color on catching efficiency in squid fishing in Turkey. Pakistan J. Biological Science 2006;9(15):2916-2918.
- Arakawa H, Choi S, Arimoto T, Nakamura Y. Relationship between underwater irradiance and distribution of Japanese common squid under fishing lights of a squid jigging boat. Fisheries Science 1998;64:553-557.
- Arkhipkin AI. Squid as nutrient vectors linking Southwest Atlantic marine ecosystems. Deep. Res. Part II Top. Stud. Oceanogr. 2013;95:7–20. DOI: 10.1016/j.dsr2.2012.07.003.
- Arnupapboon S, Awaiwanont K, Anongponyoskun M, Annanpongsuk S, Chokesanguan B. Boosting the development of responsible squid light fishery. Assessment of squid feeding behavior Southeast Asian Fisheries Development Center. Fish for the people 2008; 6(1):44-47 2008

- Asokan K, Krishnan AR. Techniques to squid jigging in India: A review. *J. Entomology and Zoology Studies*, 2021;9(3):415-422. DOI: <https://doi.org/10.22271/j.ento.2021.v9.i3f.8743>
- Aydin C, İlkyaz A. Catching performance and catching efficiency of siliconized baits in handline fishery. *Journal of Agricultural Sciences (Tarim Bilimleri Dergisi)* 2021;27(2): 219-230 DOI: 10.15832/ankutbd.606513
- Brunetti NE. Description of *Rhynchoteuthion* larvae of *Illex argentinus* from summer spawning subpopulation. *J. Plankton Res.* 1990;12:1045-1057.
- Cabanellas-Reboredo M, Alo's J, Palmer M, Morales-Nin B. Environmental effects on recreational squid jigging fishery catches. *ICES Journal of Marine Science* 2012;69(10): 1823–1830. doi:10.1093/icesjms/fss159
- Doubleday, ZA., Prowse TAA, Arkhipkin, A, Pierce GJ, Semmens J, Steer M., et al. Global proliferation of cephalopods. *Curr. Biol.* 2016;26:387–407. DOI: 10.1016/j.cub.2016.04.002. FAO (2019).
- Endler JA. A predator's view of animal color patterns. In Hecht MK, Steere WC, Wallace B, editors. *Evolutionary Biology* volume 11, 1978. p. 319-364.
- FAO Yearbook: Fishery and Aquaculture Statistics 2017. Rome: Food and Agriculture Organization of the United Nations.
- Flores EEdC, Igarashi S, Miiumi T. Studies on squid behavior in relation to fishing III. On the optomotor response of squid, *Todarodes pacificus* Steenstrup, to various colors. *Bull. Fac. Fish. Hokkaido Univ.* 1978;29(2):131-140.
- Gilly WF, Markaida U, Baxter CH, Block BA, Boustany A, Zeidberg, et al. Vertical and horizontal migrations by the jumbo squid *Dosidicus gigas* were revealed by electronic tagging. *Mar. Ecol. Prog. Ser.* 2006;324:1–17. DOI: 10.3354/meps324001
- Hunsicker ME, Essington TE, Watson R, Sumaila UR. The contribution of cephalopods to global marine fisheries: can we have our squid and eat them too? *Fish Fish.* 2010;11:421–438. DOI: 10.1111/j.1467-2979.2010.00369. x
- Hurst RJ, Ballara SL, MacGibbon D, Triantafillos L. Fishery characterization and standardized CPUE analyses for arrow squid (*Nototodarus gouldi* and *N. sloanii*), 1989–90 to 2007–08, and potential management approaches for southern fisheries. *New Zealand Fisheries Assessment Report* 2012;47. 303 p
- Jerep P, Roper CF. *Cephalopods of the World. An Annotated and Illustrated Catalogue of Cephalopod Species Known to date*, 2010; Vol. 2. Myopsid and Oegopsid. FAO, Rome.
- Koopman M, Knuckey I, Cahill M. Improving the location and targeting of economically viable aggregations of squid available to the squid jigging method and the fleet's ability to catch squid. *Australian Fisheries Management Authority.* 2018;223 p.

- Mallawa A, Palo SM, Musbir. Study on bagan Rambo fisheries in Barru waters, Makassar Strait. Research Report Project. Research Institute of Hasanuddin University. Makassar, (In Indonesian), 1991, 40p.
- Mappes J, Marples N, Endler JA. The complex business of survival by aposematism. *TRENDS in Ecology and Evolution*, 2005; 20(11): 598-603.
- Marchesan M, Spoto M, Verginella L, Ferrero EA. Behavioral effects of artificial light on fish species of commercial interest. *Fish Res.* 2005; 73:171-185.
- Mochida K, Zang WY, Toda M. The function of body coloration of the hai coral snake *Sinomicrocurus japonicus boettgeri*. *Zoological Studies*, 2015, 54:33. 6p.
- Morales-Borjorquez E, Cisneros-Mata, MA, Nevarez-Martinez MO, Hernandez-Herrera A. Review of stock assessment and fishery biology of *Dosidicus gigas* in the Gulf of California, Mexico. *Fisheries Research* 2001;54: 83-94.
- Nigmatullin CM, Nesis KN, Arkhipkin AI. A review of the biology of the jumbo squid *Dosidicus gigas* (Cephalopoda: Ommastrephidae). *Fish. Res.* 2001;54:9-19. DOI: 10.1016/S0165-7836(01)00371-X
- Okutani T, Tung IH. Reviews of biology of commercially important squids in Japanese and adjacent waters, I. *Symplectoteuthis oualaniensis* (Lesson). *Veliger.* 1987;21(1): 87-94
- Paighambari SY, Daliri M, Memarzade M. The effects of jig color and depth variation on catch rates of purpleback flying squid, *Sthenoteuthis oualaniensis* (Lesson, 1830) in Iranian Waters of the Oman Sea. *World Journal of Fish and Marine Sciences.* 2012;4(5): 458-461. DOI: 10.5829/idosi.wjfm.2012.04.05.6415
- Pierce GJ, Begoña Santos M, MacLeod CD, Wang J, Valavanis V, Zuur A. Modeling environmental influences on squid life history, distribution, and abundance. The role of squid in open ocean ecosystems, 16-17 November 2006, Hawaii, USA.
- Pratasik SB, Lalamentik LTX, Manoppo L, Budiman J. Deep sea squid in Sulawesi Sea, North Sulawesi Province, Indonesia. *Biodiversitas.* 2022;23(4):1774-1779. DOI: 10.13057/biodiv/d230408
- Rao KS. Cephalopod fishing. In *Proceedings of the Seminar on Fisheries-A Multibillion Dollar Industry*, Madras, Aug 17-19, 1995 Aquaculture Foundation of India & The Fisheries Technocrats Forum. 1996: 12-20.
- Reza FA, Umroh, Utami E. The effect of bait types on squid *Loligo* sp capture in Tuing waters, Bangka Regency. *J. Aquatropica Asia.* 2019; 4 (1):20-25. [In Indonesian].
- Roberts MJ, Sauer WHH. Environment: the key to understanding the South African chokka squid (*Loligo vulgaris reynaudii*) life cycle and fishery? *Antarctic Science.* 1994; 6(2): 249-258.

- Rodhouse PGK, Pierce GJ, Nichols OC, Sauer WHH, Arkhipkin AI, Laptikhovskiy VV, et al. Environmental effects on cephalopod population dynamics. *Adv. Mar. Biol.* 2014;67, 99–233. DOI: 10.1016/b978-0-12-800287-2.00002-0
- Roper CEF, Sweeney MJ, Nauen C. *Cephalopods of the World, Vol.3, An annotated and illustrated catalog of species of interest to fisheries.* FAO Fisheries Synopsis 1984; 125, Rome, 277pp.
- Solomon OO, Ahmed OO. Fishing with light: Ecological consequences for coastal habitats. *International Journal of Fisheries and Aquatic Studies* 2016; 4(2): 474-483
- Stewart JS, Gilly WF, Field JC, Payne JC. Onshore-offshore movement of jumbo squid (*Dosidicus gigas*) on the continental shelf. *Deep. Res. II Top. Stud. Oceanogr.* 2013;95: 193–196. DOI: 10.1016/j.dsr2.2012.08.019
- Toledo LF, Haddad CFB. Colors and some morphological traits as defensive mechanisms in Anurans. *Int. J. Zoology*, 2009; 12p.
- Tung IH. On the fishery and biology of the squid, *Ommastrephes bartramii*, in the northwest Pacific Ocean. *Rep.Inst.Fish.Biol.*, Taipei, 1981;3(4): 12-37.
- Ulaş A, Aydın I. The effect of jig colors and lunar brightness on coastal squid jigging. *African Journal of Biotechnology*. 2011; 10(9):1721-1726. DOI: 10.5897/AJB10.1775
- Voss, G. L., 1973. Cephalopod resources of the world. *FAO Fish. Circ.* 1973; 149: 75p.
- Worms, J. World fisheries for cephalopods: A synoptic overview. In J. F. Caddy. 1983 (Ed.) *Advances in Assessment of World Cephalopod Resources.* FAO Tech. FAO. Rome. 1083; 231:1-20.
- Yamashita Y, Matsushita Y, Azuno T. Catch performance of coastal squid jigging boats using LED panels in combination with metal halide lamps. *Fisheries Research* 2012;113:182-189
- Yoshikawa N. *Fisheries in Japan: Squid and Cuttlefish.* Tokyo, Japan Marine Products Photo Materials Association. 1978; 161p.
- Yu W, Chen X, Yi Q, Chen Y, Zhang Y. Variability of suitable habitat of western winter-spring cohort for neon flying squid in the Northwest Pacific under anomalous environments. *PLoS ONE* 2015;10(4): e0122997. doi:10.1371/journal.pone.0122997

Behavioral Response of Purpleback Flying Squid

ORIGINALITY REPORT

14%

SIMILARITY INDEX

12%

INTERNET SOURCES

9%

PUBLICATIONS

3%

STUDENT PAPERS

PRIMARY SOURCES

1	repo.unsrat.ac.id Internet Source	3%
2	aquaticcommons.org Internet Source	2%
3	www.sprfmo.int Internet Source	1%
4	link.springer.com Internet Source	1%
5	www.tandfonline.com Internet Source	1%
6	www.researchgate.net Internet Source	1%
7	Yi Gong, Yaxin Wang, Ling Chen, Yunkai Li, Xinjun Chen, Bilin Liu. "Microplastics in different tissues of a pelagic squid (<i>Dosidicus gigas</i>) in the northern Humboldt Current ecosystem", <i>Marine Pollution Bulletin</i> , 2021 Publication	1%

8	Christina G. Halpin, Candy Rowe. "Aposematism as a Defence Against Predation", Elsevier BV, 2018 Publication	1 %
9	Lei Xu, Qi Huang, Shaolin Xu, Xuehui Wang, Peng Zhang, Liang Xu, Feiyan Du. " A new set of primers for COI amplification from purpleback flying squid () ", Mitochondrial DNA Part B, 2017 Publication	<1 %
10	Submitted to University of Newcastle Student Paper	<1 %
11	hdl.handle.net Internet Source	<1 %
12	journals.plos.org Internet Source	<1 %
13	nrl.northumbria.ac.uk Internet Source	<1 %
14	doaj.org Internet Source	<1 %
15	europub.co.uk Internet Source	<1 %
16	oaktrust.library.tamu.edu Internet Source	<1 %

17 Geetha Sasikumar, Kolliyil Sunilkumar
Mohamed, Kalappurakkal Gopalan Mini,
Kurichithara Kunjumani Sajikumar. " Effect of
tropical monsoon on fishery abundance of
Indian squid (()) ", Journal of Natural History,
2018
Publication

18 nbn-resolving.org
Internet Source

19 smujo.id
Internet Source

20 Hiromichi Igarashi, Sei-Ichi Saitoh, Yoichi
Ishikawa, Masafumi Kamachi, Norihisa Usui,
Mitsuo Sakai, Yutaka Imamura. " Identifying
potential habitat distribution of the neon
flying squid () off the eastern coast of Japan
in winter ", Fisheries Oceanography, 2018
Publication

21 oceanrep.geomar.de
Internet Source

Exclude quotes On

Exclude matches Off

Exclude bibliography On