

Growth, mortality and
exploitation rate of
Plectropomus maculatus and *P.*
oligocanthus (Groupers,
Serranidae) on Cenderawasih
Bay National Park, Indonesia

by Unstain N.w.j. Rembet 2

Submission date: 21-Jun-2023 06:42PM (UTC+0700)

Submission ID: 2120280782

File name: ers,_Serranidae_on_Cenderawasih_Bay_National_Park,_Indonesia.pdf (934.38K)

Word count: 4882

Character count: 24962



Full length article

6
Growth, mortality and exploitation rate of *Plectropomus maculatus* and *P. oligacanthus* (Groupers, Serranidae) on Cenderawasih Bay National Park, IndonesiaMudjirahayu^a, Roni Bawole^a, Unstain N.W.J. Rembet^b, Arnold S. Ananta^a, Ferawati Runtuboi^a, Ridwan Sala^{a,*}^a Faculty of Fisheries and Marine Sciences, University of Papua, Gunung Salju Street, Amban, 98 314 Manokwari, West Papua, Indonesia
^b Faculty of Fisheries and Marine Sciences, University of Sam Ratulangi, Kampus Street, Bahu, Manado, North Sulawesi, Indonesia1
ARTICLE INFO

Article history:

Received 13 June 2017

Revised 13 September 2017

Accepted 24 September 2017

Available online 30 September 2017

Keywords:

Reef fish

Cenderawasih Bay

Growth

Mortality

Exploitation rate

A B S T R A C T

The present study aims to determine whether the rate of exploitation for groupers is in accordance with their biological attributes (growth and mortality). The results showed that *Plectropomus maculatus* and *P. oligacanthus* taken from Cenderawasih Bay National Park (CBNP) were in the size category of actively productive spawning phase. *P. maculatus* could reach a maximum length (L_{∞}) of 484.05 mm and growth rate (K) of 0.34 per year. *P. oligacanthus* was capable of reaching L_{∞} of 481.95 mm and K of 0.66 per year. Estimation of total mortality (Z) for *P. maculatus* was 0.988 and *P. oligacanthus* was 2.056. In addition, fishing mortality (F) for *P. maculatus* and *P. oligacanthus* were 0.564 and 0.399 respectively. Based on the estimated mortality values, it was estimated that the exploitation rate (E) of *P. maculatus* was 0.570, and *P. oligacanthus* was 0.681. Management settings for *P. maculatus* and *P. oligacanthus* can be separately based on the species so that the fishing can be sustainable. The introduction of minimum size limits for fish caught can be applied as a protection from hook and hand line fishing activities in CBNP.

© 2017 National Institute of Oceanography and Fisheries. Hosting by Elsevier B.V. This is an open access article under the CC BY-NC-ND license (<http://creativecommons.org/licenses/by-nc-nd/4.0/>).

Introduction

The high demand for groupers has led to an increase in the sale value of the fish and has brought about substantially high profits for trading business of this commodities. As consequently, this has been pushing an increase in fishing intensity for groupers and become primary fishing target of fishery in coral reef areas. Groupers are caught in the wild by traditional fishermen using hook and lines, and fish traps. High fishing intensity brings consequences to grouper sustainability. That is, grouper population experiences high fishing pressure. In some regions of Indonesia, it has been reported that total catch of groupers has decreased and the stock has been overexploited (Sadovy, 2005).

Fishing continuously on large sizes of fish or spawning fish stock could reduce the genetic characteristics and could change fish shape and behavior. The genetic diversity of the population would be likely affected thereby reducing its resilience in

confronting with environmental change and variability (Vrijenhoek, 1998). Hurtado et al. (2005) and Nelson (2007) note that populations experiencing high exploitation is characterized by a change in the fish size composition, which is dominated by smaller sizes. This would significantly affect reproductive outcome since small fish size has less production potential than the large fish size. Large-scale of exploitation could cause structural changes in the fish. Sanchez (2000) suggests that in overfishing state of fish stock, the fish population are dominated by small sizes or young fish since fishermen tend to catch large size of fish.

Aside from fishing activities, the production of groupers in nature is strongly influenced by geomorphology and hydrographic characteristics of water; these affect the overall productivity and spawning aggregation (Coleman et al., 2011). Fish spawning areas of groupers, nowadays, become the target fishing areas by fishermen in order to increase their catch per unit effort. Although fisheries production increases in short term, such fishing practices in long term are likely to lessen fishery production as a result of the damage of spawning habitat, the decrease in reproductive output and the changes in sex ratio (Heyman et al., 2005; Koenig et al., 2000, 2005; Sadovy and Domeier, 2005). To protect grouper from

Peer review under responsibility of National Institute of Oceanography and Fisheries.

* Corresponding author.

E-mail address: ridwansala@gmail.com (R. Sala).

<https://doi.org/10.1016/j.ejar.2017.09.002>

1687-4285/© 2017 National Institute of Oceanography and Fisheries. Hosting by Elsevier B.V.

This is an open access article under the CC BY-NC-ND license (<http://creativecommons.org/licenses/by-nc-nd/4.0/>).

overfishing and extinction, the International Union for the Conservation of Nature and Natural Resources (IUCN) Red List of Threatened Species 2015 declared several species of groupers such as *Plectropomus leopardus*, *P. maculatus* and *P. oligocanthus* as endangered species.

Groupers known as reef fish are the main component of reef fisheries in Cenderawasih Bay National Park (CBNP) (Bawole et al., 2014). There are three species in CBNP, *P. leopardus*, *P. maculatus* and *P. oligocanthus*, that are marked commercially and are purchased by a commercial company. *P. leopardus* is the main target species for commercial fishermen (Bawole et al., 2017). However, other reef fish species known to be the fish target are of *P. maculatus* and *P. oligocanthus*. These species are managed as a single species. Although as a group of high-economic species, little information is known about the two species. Numerous studies conducted on several places concerning the parameter of grouper growth, e.g. northwest coast of Africa (Burtos et al., 2009), west coast of Florida (Carlson et al., 2008), western Mediterranean Sea (Renones et al., 2001) and eastern Pacific (Craig et al., 1999), but no studies of *P. maculatus* and *P. oligocanthus* in the CBNP region. Information on the growth parameters of *P. maculatus* in the Great Barrier Reef was provided by Ferreira and Russ (1992) but there is no information about the mortality and exploitation aspects. The CBNP area has been a potential commercial fishing area of the grouper species since 2010. Yet, there is no specific-biological information available for the species in the fishing areas that could be used in assessing whether different species have the same response to fishing pressure. Therefore, this study aimed to determine whether the rate of exploitation is in accordance with the biological attributes (growth and mortality) of groupers in CBNP. The research is needed for the management of reef fish as a single species group and necessary management actions for the species in the fishing areas.

Material and method

The research location is situated in waters around Napan Yaur, a grouper fishing areas. Fishing area is inside CBNP. Geographically the study site is located at position of 02°54'43.00 S and 134°49'57.00 E (Fig. 1). In the area is also found coral reef ecosystem which is in good condition, in particularly in the west, north and east of Yaur Napan water. Because of the good condition of coral, this area is designated as one of core zone in CBNP area. As a core zone, Napan Yaur water functions as protection area for a variety of organisms that lives in association with coral reef.

This study was conducted in April and May 2016. Fish samples were collected from fishermen and local traders, who buy living groupers from local fishermen every day started from 4 April 2016 to 2 May 2016. Fishermen fished by using small boats (canoe, outboard engine) and handlining. The presence of local traders made fishing activities for the grouper become more intensive. There were 10 fishing fleets with the frequency of fishing 3–4 times per week during the study period. The groupers were recorded by species and number of individuals. Each individual was measured its total length by using a caliper with an accuracy of 1.0 mm. Then, it was weighed using hanging scales with accuracy of 5 g.

Analysis of growth models used von Bertalanffy growth model where fish length is a function of age (Jillling et al., 1999; Jennings et al., 2001). This growth model has become one of the bases in fisheries biology since it uses as a sub model in a number of more complicated models to explain various fish population dynamics (Sparre and Venema, 1998). The mathematical model of von Bertalanffy equation is:

$$L(t) = L_{\infty}(1 - e^{-k(t-t_0)})$$

where:

$L(t)$ = Length at time t

L_{∞} = Asymptotic length

K = Growth coefficient

t_0 = Theoretical age at length equals to zero.

The values of L_{∞} and K were calculated using ELEFAN in FISAT II package program. The value of t_0 was calculated using empirical equation of Pauly (1984) as follows:

$$\text{Log}(-t_0) = -0.3922 - 0.2752\text{Log}L_{\infty} - 1.038\text{Log}K$$

The relative age at a variety of lengths was estimated by using derivative of von Bertalanffy formula (Sparre and Venema, 1998), as follows:

$$t = t_0 + \frac{1}{K} \cdot \text{Ln} \left(\frac{1 - Lt}{L_{\infty}} \right)$$

The estimation of total mortality rate used length frequency distribution which was applied to Beverton-Holt method in which shows the functional relationship between Z and L (Sparre and Venema, 1998). The formula is as follows:

$$Z = K \frac{L_{\infty} - L}{L - L_c}$$

where:

Z = rate of total mortality

L_{∞} = Asymptotic length

K = Growth coefficient

L = Average length of the fish (mm)

L_c = The smallest length of fish caught (mm)

Natural mortality of fish could occur due to predation, disease, age and environmental factors. Pauly (1984) suggests relationship between the natural mortality and water temperatures. An increase in water temperature will lead to the increase in natural mortality of fish. The natural mortality (M) can be estimated by using Pauly empirical equation (Pauly, 1984) as follows:

$$\text{Log } M = -0.0066 - 0.279\text{log}(L_{\infty}) + 0.6543\text{log}(K) + 0.4634\text{log}(T)$$

where:

M = Natural mortality

L_{∞} = Asymptotic length

K = Growth coefficient

T = Average surface temperature of the water ($^{\circ}\text{C}$)

Pauly (1984) state that the total mortality rate is summation of natural mortality and fishing mortality (F) or written as:

$$F = Z - M$$

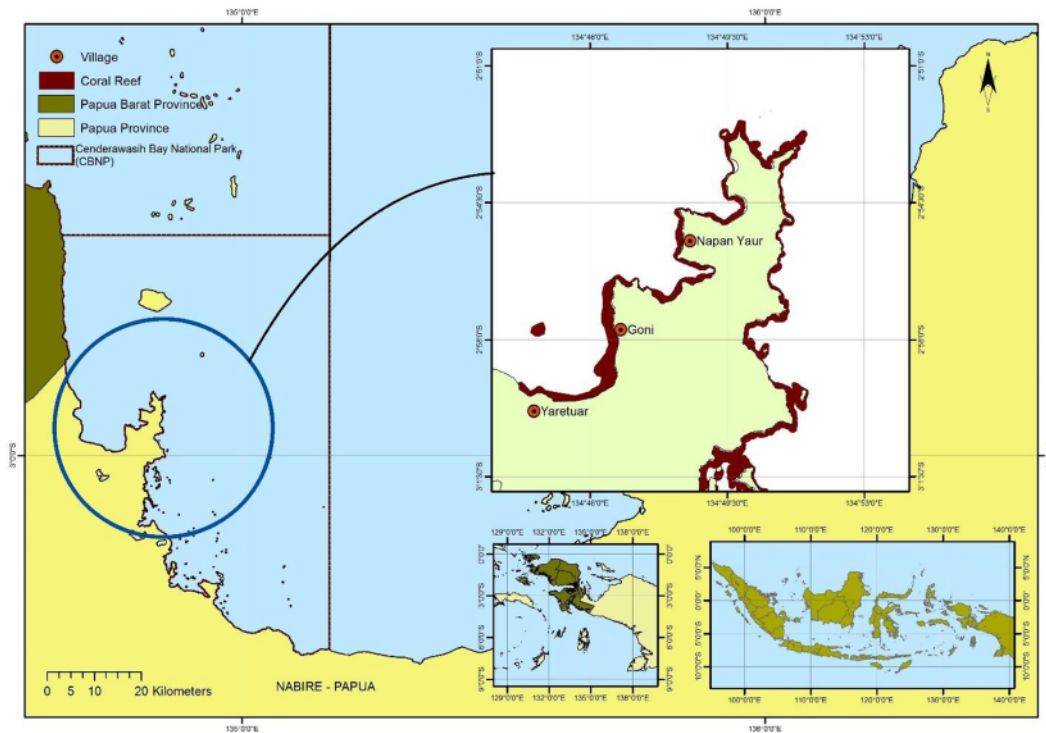
Rate of exploitation (E) is ratio of fishing mortality (F) and total mortality (Z) (Pauly, 1984), and written as follows:

$$E = \frac{F}{F + M} = \frac{F}{Z}$$

Gulland (1983) states that the optimal exploitation for a fish stock occurs when fishing mortality (F) is proportional to the natural mortality:

$$F_{\text{optimum}} = M$$

Thus, the optimal rate of exploitation (E_{optimum}) is 0.5. Resource is said to suffer from overexploitation (overfishing) if the rate of exploitation is greater than 0.5.



40 Fig. 1. Map of the study area in the Napan Yaur water, Cenderawasih Bay National Park, Papua, Indonesia. 12

Results and discussion

Length and weight

P. maculatus had total length range between 230 and 485 mm, and weight between 180 and 615 g. *P. oligoanthus* had total length range between 235 and 485 mm, and weight between 200 and 775 g (Table 1). The highest frequency distribution of *P. maculatus* was in length range of the 298–331 mm (44 individuals) and the 264–297 mm (43 individuals) (Fig. 2, upper). For *P. oligoanthus*, the highest frequency distribution (62 individuals) was in length range of 268–300 mm with (Fig. 2, lower).

The results of measurements in Table 1 dan Fig. 2 when compared to the data of biological characteristics of the two species published in FishBase.org (Table 2), the groupers caught by fishermen in Napan Yaur water were in the category of actively spawning phase. The average length of *P. maculatus* was 278 mm and *P. oligoanthus* was 275 mm which were within the range of spawning size of the two species. This means that the fish caught in the study had been spawning even though still in the early stages of spawning ages. Thus, the management efforts should be

made to ensure the spawning process can take place better (i.e. fish spawn more than once). Settings minimum legal size of larger than 350 mm, as applied in the Coastal Waters of Africa in controlling catches of groupers (Burtos et al., 2009), can be adopted for management of grouper fishery the CBNP. Thus, it would allow fish to spawn effectively and guarantee the successful reproduction of fish in generating new fish generation (recruitment).

Growth model

The results of growth parameter analysis of *P. maculatus* and *P. oligoanthus* are presented in Table 3. *P. maculatus* could reach an asymptotic length (L_{∞}) of 484.05 mm, with an average growth rate (K) of 0.34 per year and the age of t_0 at -0.27 years. *P. oligoanthus* could reach an asymptotic length of 481.95 mm, with an average growth rate of 0.66 per year and the age of t_0 at 0.11 years. The asymptotic length of the two species is smaller than that of the Seranide group found in several other research sites in the world (Table 3). This may be because most the fishermen in CBNP used small hook sizes (fishing lines with hook numbers of 9–15). Handling with the hook sizes is likely to catch groupers of sizes less than 400 mm.

P. maculatus and *P. oligoanthus* in this study had a faster growth. Food availability and favorable oceanographic environmental conditions in CBNP supported the rapid growth of grouper fish (Wole et al., 2014) since fish growth influences by physiological and environmental conditions such as temperature, pH, salinity and water geography (Jennings et al., 2001).

By knowing the parameter values of K, L_{∞} , and t_0 , then Lt can be estimated. The growth curves for the two grouper species followed the relationship of $L_t = 484.05 [1 - e^{-0.34(t - (-0.27))}]$ for *P. maculatus*

28 Table 1 Length and weight of groupers taken from Napan Yaur waters, Cenderawasih Bay National Park.

Species	Number	Total length (mm)		Weight (g)	
		Min	Max	Min	Max
<i>P. maculatus</i>	98	230	485	180	615
<i>P. oligoanthus</i>	104	235	485	200	775

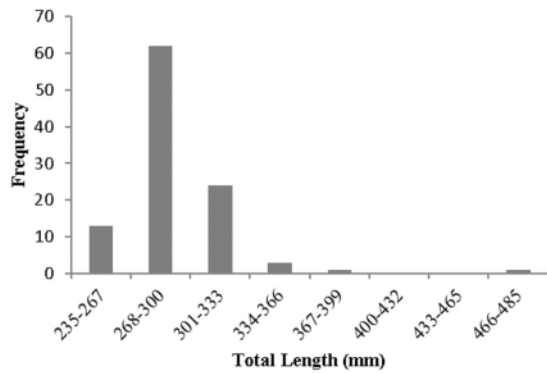
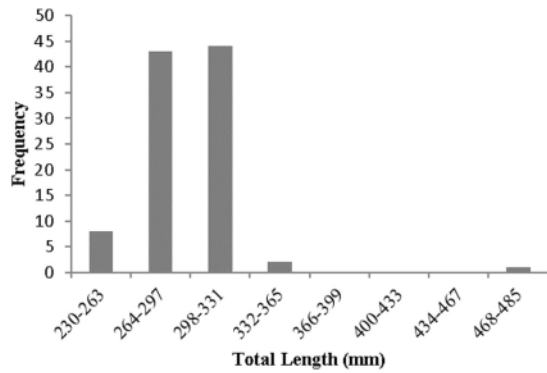


Fig. 2. Total length distribution frequency of *P. maculatus* (upper) and *P. oligacanthus* (lower) taken from Napan Yaur water, Cenderawasih National Marine Park.

3.2.2

Size of length at first maturity, length range at active spawning, and mean length of catches.

Species	First Mature gonads (mm)	Length range at active spawning (mm)	The mean length of catches (mm)
<i>P. maculatus</i>	210	250–410	278
<i>P. oligacanthus</i>	200	210–420	275

* Source: Faisebase.org (2014)

and $L_t = 481.95 [1 - e^{-0.66 (t - (-0.11))}]$ for *P. oligacanthus*. These growth curves can be plotted as shown in Figs. 3 and 4. The growth curves show that length increases linearly with time at young ages, whereas growth slows down as the fish approach their asymptotic length. This is a general phenomenon for fish growth where the rapid growth occurs at young ages. On other hand, old fish grow slower because most the energy obtained from food are used for maintenance of the body and movement.

Table 3
Growth parameters some *Plectropomus*.

Species	Parameters			References
	L_∞ (mm)	K (year ⁻¹)	t_0	
<i>P. maculatus</i>	484.05	0.34	-0.27	Current Research Current Research
<i>P. oligacanthus</i>	481.95	0.66	-0.11	
<i>P. maculatus</i>	600	0.21	-0.95	Great Barrier Reef (Ferreira and Russ, 1992)
<i>P. leopardus</i>	75.70	0.21	-0.24	Indonesia (Prasetya 2010)
<i>P. leopardus</i>	92.40	0.75	-0.15	Indonesia (Landu 2013)

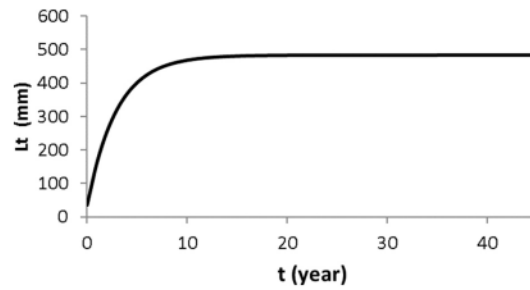


Fig. 3. The growth curve of *Plectropomus maculatus* taken from Napan Yaur water, Cenderawasih National Marine Park.

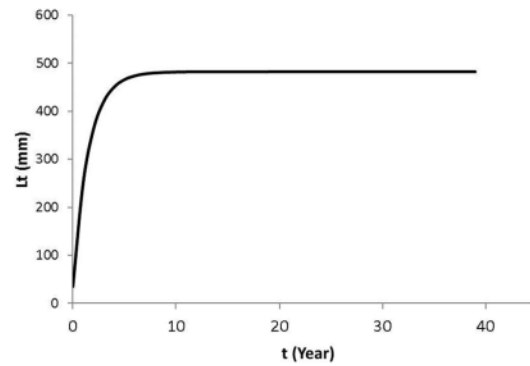


Fig. 4. Growth curve of *Plectropomus oligacanthus* taken from Napan Yaur water, Cenderawasih National Marine Park.

Mortality and exploitation rates

Total mortality rate (Z) was estimated by using Beverton-Holt method (Sparre and Venema, 1998), which found Z of 0.988 for *P. maculatus* and Z of 2.056 for *P. oligacanthus*. The value of natural mortality rate (M) obtained using empirical equation of Pauly (1984), by applying the estimated value of K=0.34, $L_\infty = 484.05$ mm for *P. maculatus* and value of K=0.66, $L_\infty = 481.95$ mm for *P. oligacanthus*. The average water temperature (T) in the CBNP was 31 °C (Bawole, 2012). Then, it was obtained the estimated Z of 0.988 and M of 0.425 for *P. maculatus*, and estimated Z of 2.056 and M of 0.656 for *P. oligacanthus*. The value of fishing mortality rate (F) is obtained by subtracting Z by M. It was obtained that F values for *P. maculatus* and *P. oligacanthus* were 0.564 and 0.399 respectively. The value of the exploitation rate (E) is obtained by dividing F by Z. The estimated of E was 0.570 for *P. maculatus* and 0.681 for *P. oligacanthus*. The comparison of the estimated values of the fourth parameters with other studies are presented in Table 4.

Table 4

Total mortality rate (Z), natural mortality rate (M), fishing mortality rate (F), and optimal exploitation rate (E) of *P. maculatus* and *P. oligocephalus*.

Species	Parameters (year ⁻¹)				References
	Total mortality rate (Z)	Natural mortality rate (M)	Fishing mortality rate (F)	The rate of exploitation (E)	
<i>P. maculatus</i>	0.988	0.425	0.564	0.570	Current Research
<i>P. oligocephalus</i>	2.056	0.656	1.399	0.681	Current Research
<i>P. maculatus</i>	0.569	–	–	–	Great Barrier Reef (Ferreira and Russ, 1992)
<i>P. leopardus</i>	1.01	0.49	0.52	0.52	Lasongko, Indonesia (Prasetya, 2010)
	1.90	0.60	1.30	0.70	39 ka, Buton, Indonesia (Landu, 2013)
	1.60	0.75	0.86	0.52	Cenderawasih Bay National Park, Indonesia (Bawole et al., 2017)

Fishing mortality rates for *P. maculatus* and *P. oligocephalus* were significantly larger than the rates of natural mortality. This indicated that the mortality of the groupers in CBNP largely was caused by fishing activities. This was the same as the mortality of *P. leopardus* as reported by several studies research in some places in Indonesia, for example in Southeast Sulawesi (Landu, 2013; Prasetya, 2010) and CBNP (Bawole et al., 2017). Furthermore, low natural mortality rate and high fishing mortality may indicate the occurrence of growth overfishing, in which more young fish were caught than old fish (Sparre and Venema, 1998). The high fishing mortality of the two species might be related to the increase in fishing activities in the traditional fishing zones. In addition, there were still fishing activities in the protected zones (core zones) as a result of ineffective monitoring and surveillance by the CBNP authority. Therefore, controlling and surveillance on fishing activities including restriction on the minimum fish size of the groupers by taken fishermen in the traditional fishing zones as well as in the protected zones should be improved.

The rate of exploitation of 0.57 for *P. maculatus* and E of 0.68 for *P. oligocephalus* indicated that the exploitation for the groupers was higher than the optimum exploitation level. Gulland (1983) suggests the optimum rate of exploitation of a resource is 0.5. Therefore, precautionary management approaches are necessary by controlling and restricting the number of fishing fleets targeting groupers to maintain the sustainability of the fish stock in CBNP.

Concern and management directions

High demand on the target fish species and the particular interval fish size has contributed to the increase in fishing pressure on the species. This causes the symptom to capture more fish. Biologically, most groupers grow slowly and are known to be very vulnerable to fishing. Most of catch consists of young fish and high market value. As such type of fish is very popular with consumers. Furthermore, several species of groupers with high market values are often found in low densities in reef waters. Unfortunately, the species are now being fishing targeted by fishermen. Species such as *P. maculatus* and *P. oligocephalus* have been included in the IUCN Red List due to the potential harmful impact of trafficking of live groupers (Hudson and Mace, 1996). The decline in grouper stocks in the wild is a consequence of trade live groupers has been reported, such as in Palau and Papua New Guinea (Johannes and Reipen, 1995) and in some other spawning areas (Heyman et al., 2005; Sadovy and Domeier, 2005). In many cases, the spawning areas (where many of grouper individuals aggregate for spawning), become specific targets of fishing activities and has resulted in degradation number of reproductive individuals.

In anticipation of ongoing development changes and the dynamics of reef fish utilization, especially grouper species, management efforts are needed to achieve sustainable reef fisheries (Bawole et al., 2013). Management activities can be done by applying management of entry (input and output controls). Control on fishing inputs can be done by regulating fishing efforts (i.e. number

of fishing boats, type of fishing auxiliary, number and specification of fishing gears, number of fishing days, and fishing boat propulsion). In addition, output control can be performed by setting the maximum quota for sustainable fishing and the minimum legal size of fish caught. Also, it is suggested to set minimum legal size of fish groupers taken from CBNP to be larger than 400 mm or larger than 700 grams (Ananta et al., 2016). This can be achieved when the handling fishermen who targeting groupers use hook size of number 6 or 7.

Control of grouper fish demand can also be applied to the granting of business permits to local collectors since there is tendency of increase in fishing pressure to meet the demand of grouper fish market. Stakeholders in CBNP (Bawole et al., 2011; Bawole, 2011) can form a community economic development path that begins with an environmental conservation approach. This serves as an effective buffer for extractive economic shifts to conservation economies.

Conclusion

P. maculatus was substantially different from *P. oligocephalus* in aspects of growth, mortality and exploitation (fishing). Although it was difficult to predict fish response to fishing activities, *P. oligocephalus* was more vulnerable to being caught by fishermen than *P. maculatus*. The size of the captured *P. oligocephalus* was smaller and but it was larger in quantities. Management setting of *P. maculatus* and *P. oligocephalus* may be separate or species by species so that the fishery can be sustainable. The introduction of the minimum legal size of captured fish can be applied as a protective measure for the highly dominant hook and hand lining activities in CBNP.

Acknowledgements

Our gratitude is addressed to Ministry of Research and Higher Education of Republic Indonesia for funding this research. We thank WWF Indonesia, Site Project Cenderawasih Bay National Park, for helping with accommodation and local transportation, Management Body of Cenderawasih Bay National Park for issuing a letter of the permit, and fishermen who assisted in collecting a field data.

References

- Ananta, A.S., Bawole R., Mudjirahayu, Rembet U.N.W.J., Handayani T., 2016. Output Control in Grouper Fisheries Management (*Plectropomus leopardus*): Cases from Cenderawasih Bay National Park, Papua Barat, Indonesia. In: Paper presented on the First International Symposium on Biodiversity and Marine Conservation of the Bird's Seascape (BHS), 2–5 November 2016, Manokwari, Indonesia.
- Bawole, R., Yulianda, F., Bengen, D.G., Fahrudin, A., 2011. Governance sustainability of traditional use zone within marine protected area National Park of Cenderawasih Bay, West Papua. JMHT XVII (2), 71–78 [in Indonesian].

- Bawole, R., 2011. Analysis and mapping of stakeholders in traditional use zone within marine protected area. JMHT XVIII (2), 110–117. <https://doi.org/10.7226/jtjm.18.2.110>.
- Bawole, R., 2012. Governance of Traditional Use Zone within Marine Protected Area (Case for National Park of Cenderawasih Bay-Teluk Wondama Regency, Papua Barat Province). [Dissertation]. Sekolah Pasca Sarjana, Institut Pertanian Bogor. [in Indonesian].
- Bawole, R., Rumere, V., Mudjirahayu, Pattiasina T.F., 2013. Performance of coral reef management integrating ecological, socioeconomic, technological, and institutional dimensions. JMHT XIX (1), 63–73. <https://doi.org/10.7226/jtjm.19.1.63>.
- Bawole, R., Pattiasina, T.F., Kawulur, E.J.J., 2014. Coral-fish association and its spatial distribution in Cenderawasih Bay National Park Papua, Indonesia. AACL Bioflux 7 (4), 251–254.
- Bawole, R., Mudjirahayu, Rembet, U.N.W.J., Ananta, A.S., Runtuboi, F., Sala, R., 2017. Growth and mortality rate of the Napan-Yaur coral trout, *Plectropomus leopardus* (pisces: Serranidae), Cenderawasih Bay National Park, Indonesia. Biodiversitas 18 (2), 758–764.
- Burtos, R., Luque, A., Pajuelo, J.G., 2009. Age estimation and growth pattern of the island grouper, *Mycteroperca fusca* (Serranidae) in an island population on the northwest coast of Africa. Scientia Marina 73 (2), 319–328.
- Carlason, L.L., Fitzhugh, G., Palmer, C., Gardner, C., Farsky, R., Ortiz, M., 2008. Regional size, age and growth difference of red grouper (*Epinephelus morio*) along the west coast of Florida. Fish. Res. 91, 239–251.
- Coleman, F.C., Scanlon, K.M., Koenig, C.C., 2011. Groupers on the edge: shelf edge spawning habitat in and around marine reserves of the Northeastern Gulf of Mexico. Prof. Geogr. 63, 1–19.
- Craig, M.T., Pondella, D.J., Hafner, J.C., 1999. Analysis of age and growth in two Eastern Pacific groupers (Serranidae: *Epinephelinae*). Mar. Sci. Bull. 65 (3), 807–814.
- Ferreira, B.P., Russ, G.R., 1992. Age, growth and mortality of the inshore coral trout *Plectropomus maculatus* (Pisces: Serranidae) from the Central Great Barrier Reef, Australia. Aust. J. Mar. Fresh Water Res. 43, 1301–1312.
- Gulland, J.A., 1983. Fish Stock Assessment: A Manual of Basic Method. New York: Wiley and Sons Inter-science. Volume 1, FAO/Wiley Series on Food and Agricultural. p. 233.
- Heyman, W.D., Kjerfve, B., Graham, R.T., Rhodes, K.L., Garbutt, L., 2005. Spawning aggregations of *Lutjanus cyanopterus* on the Belize Barrier Reef over a six year period. J. Fish Biol. 67, 83–101.
- Hudson, E., Mace, G., 1996. Marine fish and the IUCN red list of threatened animals. In Report of the workshop held in collaboration with World Wildlife Fund (WWF) and IUCN at the Zoological Society of London (Vol. 29), p. 26.
- Hurtado, E.G., Puelles, R.C.P., Salvador, E., Cota, L., Yanez, A.A.G., Garcia, V.M., Rosa, R.B., 2005. Historical biomass, fishing mortality, and recruitment trends of the Campeche Bank red grouper (*Epinephelus morio*). Fish. Res. 71, 267–277.
- Jennings, S., Kaiser, M.J., Reynolds, J.D., 2001. Mar. Fish. Ecol. Black Well Science Ltd, United Kingdom.
- Johannes, R.E., Reipen, M., 1995. Environmental, economic, and social implications of the fishery for live coral reef food fish in Asia and the Western Pacific. Nat. Conservancy, Honolulu.
- Koenig, C.C., Coleman, F.C., Grimes, C.B., Fitzhugh, G.R., Scanlon, K.M., Gledhill, C.T., Grace, M., 2000. Protection of fish spawning habitat for the conservation of warm temperate reef fish fisheries of shelf-edge reefs of Florida. Bull. Mar. Sci. 66, 593–616.
- Koenig, C.C., Shepard, A.N., Reed, J.K., Coleman, F.C., Brooke, S.D., Brusher, J., Scanlon, K.M., 2005. Habitat and fish Populations in the deep-sea *Oculina* coral ecosystem of the Western Atlantic. In: Barnes, P.W., Thomas, J. (Eds.), Benthic Habitats and the Effects of Fishing. American Fisheries Society, Bethesda, MD, pp. 795–805.
- Landu, A., 2013. The growth rate of exploitation and reproduction of grouper groupers (*Plectropomus leopardus*) in the waters of Southeast Sulawesi Kolaka. [MSc Thesis] Graduate School of Bogor Agricultural University. [in Indonesian].
- Nelson, M.E., Vallierre, K.W., Deleveaux, 2007. The Bahamas Nassau grouper (*Epinephelus striatus*) fishery-two assessment methods applied to a data deficient coastal population. Fish. Res. 87, 17–27.
- Pauly, D., 1984. Some Simple Methods for Tropical Fish Stock. FAO Fish. Tech. Pap. (243): p. 52.
- Pilling, G.M., Mees, C.C., Barry, Kirkwood G., Nicholson, S., Branch, T., 1999. Growth parameter estimates and the effect of fishing on size composition and growth of snappers and emperors: implication for management. Final Technical Report, London MRAG, p. 373.
- Prasetya, R., 2010. Potential and resource exploitation rate of grouper in Gulf waters Lasongko, Buton, Southeast Sulawesi. [MSc Thesis]. Graduate School. Bogor Agricultural Institute. [in Indonesian].
- Renones, O., Piñeiro, C., Mas, X., Goñi, R., 2001. Age and growth of the dusky grouper *Epinephelus marginatus* (Lowe 1834) in an exploited population of the western Mediterranean Sea. J. Fish Biol. 71, 346–362.
- Sadovy, Y.J., 2005. Troubled times for Trysting trion: three aggregating groupers in the live reef food-fish trade. SPC Live Reef Fish Inf. Bull. 14, 3–6.
- Sadovy, Y., Domeier, M., 2005. Are aggregation of sustainable fisheries? Reef fish fisheries as a case study. Coral Reefs 24, 254–262.
- Sanchez, F.A., 2000. Octopus-red grouper exploited interaction in the ecosystem of the northern continental shelf of Yucatan, Mexico. Ecol. Model. 129, 119–129.
- Sparre, P., Venema S.C., 1998. Introduction to tropical fish stock assessment. Part 1, Manual. FAO Fisheries Technical Paper. No 306.1, Rev 2. Rome. 407.
- Vrijenhoek, R.C., 1998. Conservation genetics of freshwater fish. J. Fish Biol. 53, 394–412.

Growth, mortality and exploitation rate of *Plectropomus maculatus* and *P. oligocanthus* (Groupers, Serranidae) on Cenderawasih Bay National Park, Indonesia

ORIGINALITY REPORT

19%

SIMILARITY INDEX

15%

INTERNET SOURCES

14%

PUBLICATIONS

8%

STUDENT PAPERS

PRIMARY SOURCES

1	oaji.net Internet Source	2%
2	www.vliz.be Internet Source	1%
3	"International Horseshoe Crab Conservation and Research Efforts: 2007- 2020", Springer Science and Business Media LLC, 2022 Publication	1%
4	Submitted to Far Eastern University Student Paper	1%
5	sinta3.ristekdikti.go.id Internet Source	1%
6	elibrary.stipram.ac.id Internet Source	1%
7	www.ejournalfpikunipa.ac.id Internet Source	1%

8	Williams, A.J.. "Population biology of coral trout species in eastern Torres Strait: Implications for fishery management", Continental Shelf Research, 20080930 Publication	1 %
9	www.smujo.id Internet Source	1 %
10	www.institutopesca.gob.ec Internet Source	1 %
11	carcycle.ncf.ca Internet Source	<1 %
12	Purwanto, Dominic A. Andradi - Brown, Dariani Matualage, Irman Rumengan et al. "The Bird's Head Seascape Marine Protected Area network—Preventing biodiversity and ecosystem service loss amidst rapid change in Papua, Indonesia", Conservation Science and Practice, 2021 Publication	<1 %
13	Submitted to Kisii University Student Paper	<1 %
14	Submitted to University of York Student Paper	<1 %
15	Submitted to Universitas Khairun Student Paper	<1 %

- | | | |
|----|---|------|
| 16 | Umar Tangke et al.. "Population dynamics analysis of the yellowstrip scad (<i>Selaroides leptolepis</i> , Cuvier 1833) in the waters of Ternate Island", Egyptian Journal of Aquatic Biology and Fisheries, 2021
Publication | <1 % |
| 17 | Submitted to Universitas Borneo Tarakan
Student Paper | <1 % |
| 18 | digitalcommons.lsu.edu
Internet Source | <1 % |
| 19 | issuelab.org
Internet Source | <1 % |
| 20 | repository.umi.ac.id
Internet Source | <1 % |
| 21 | jifro.ir
Internet Source | <1 % |
| 22 | researchonline.jcu.edu.au
Internet Source | <1 % |
| 23 | Olaniyi Alaba Olopade, Henry Eyina Dienye, Esther Ifeyinwa Nwosu. " Some Aspects of the Growth Features and Condition Factor of (<i>Boulenger</i> , 1911) from Obuama Creek (Rivers State, Nigeria) ", Transylvanian Review of Systematical and Ecological Research, 2021
Publication | <1 % |

24

Internet Source

<1 %

25

"Mediterranean Cold-Water Corals: Past, Present and Future", Springer Science and Business Media LLC, 2019

Publication

<1 %

26

"Tropical Fish Otoliths: Information for Assessment, Management and Ecology", Springer Science and Business Media LLC, 2009

Publication

<1 %

27

Elham M. Abdelhak et al.. "Growth, Mortality, Yield Per Recruit and Management of *Siganus rivulatus* Stock from the Suez Canal, Egypt", Egyptian Journal of Aquatic Biology and Fisheries, 2021

Publication

<1 %

28

H.A Kehrig, M Costa, I Moreira, O Malm. "Total and methylmercury in a Brazilian estuary, Rio de Janeiro", Marine Pollution Bulletin, 2002

Publication

<1 %

29

animalsciencejournal.usamv.ro

Internet Source

<1 %

30

www.researcherslinks.com

Internet Source

<1 %

31

www.scribd.com

Internet Source

<1 %

32

ACHMAD ZAMRONI, Tri Ernawati.
"POPULATION DYNAMIC AND SPAWNING
POTENTIAL RATIO OF SHORT MACKEREL
(*Rastrelliger brachysoma* Bleeker, 1851) IN
THE NORTHERN COAST OF JAVA", Indonesian
Fisheries Research Journal, 2019

Publication

<1 %

33

Michael J. Holmes, Bill Venables, Richard J.
Lewis. "Critical Review and Conceptual and
Quantitative Models for the Transfer and
Depuration of Ciguatoxins in Fishes", Toxins,
2021

Publication

<1 %

34

Ridwan Sala, Tasya Magdalena Br Siahaan,
Roni Bawole, Mudjirahayu Mudjirahayu,
Mercy Patanda. "Growth and Exploitation
Status of Skipjack Tuna (*Katsuwonus pelamis*)
in Waters Around Manokwari", Jurnal
Sumberdaya Akuatik Indopasifik, 2023

Publication

<1 %

35

biodiversitas.mipa.uns.ac.id

Internet Source

<1 %

36

dergipark.org.tr

Internet Source

<1 %

37

ndl.ethernet.edu.et

Internet Source

<1 %

worldwidescience.org

38

Internet Source

<1 %

39

www.bioflux.com.ro

Internet Source

<1 %

40

www.int-res.com

Internet Source

<1 %

41

"Reef Fish Spawning Aggregations: Biology, Research and Management", Springer Nature, 2012

Publication

<1 %

42

Johan C Groeneveld. "Stock assessment, ecology and economics as criteria for choosing between trap and trawl fisheries for spiny lobster *Palinurus delagoae*", Fisheries Research, 2000

Publication

<1 %

43

DINH, M. Quang, QIN, G. Jian and TRAN, D. Dac. "Population and Age Structure of the Goby *Parapocryptes serperaster*", TÜBİTAK, 2015.

Publication

<1 %

44

Yenny Risjani, Arief Darmawan, Diana Putri Renitasari, Astri Lorma Ayuknita et al. "Histopathological aberration and 17- β -estradiol imbalance in green mussel *Perna viridis* population cultured in Java Sea,

<1 %

Indonesia", The Egyptian Journal of Aquatic Research, 2023

Publication

Exclude quotes On

Exclude matches Off

Exclude bibliography On